

# 35/40/45D-9F 50DA-9F

Diesel Counterbalance Trucks

MOVING YOU FURTHER

HYUNDAI CONSTRUCTION EQUIPMENT



- Some of the photos may include optional equipment.
- All lamps are optional.

 **HYUNDAI**  
**CONSTRUCTION EQUIPMENT**

Head Office (Sales office)

First tower, 55, Bundang-ro, Bundang-gu, Seongnam-si, Gyeonggi-do, Korea

PLEASE CONTACT

[www.hyundai-ce.com](http://www.hyundai-ce.com)

2018. 03 Rev. 2

 **HYUNDAI**  
**CONSTRUCTION EQUIPMENT**

# Your satisfaction is our priority!

Hyundai introduces a new line of **9F-series** diesel forklift trucks.

These Forklifts are designed to achieve optimized performance for every working environment with better economic advantage. They will surely meet the best satisfaction.

## New Diesel Forklift with Proven Quality and Advanced Technology

- Maximum performance
- Spacious operator's cab
- 5.6 inch LCD color monitor
- Truck inclination warning system
- OPS System for safe operation
- Easy serviceability
- Max speed limit function
- Password starting system
- Auto fork leveling system (Optional)
- Weight indicator (Optional)
- LED Rear work lamp (Optional)



- Some of the photos may include optional equipment.
- All lamps are optional.

# High Efficiency & Optimal Performance



Advanced technology enables smooth operation and optimal performance with safety.

## 35/40/45D-9F 50DA-9F



■ Some of the photos may include optional equipment.



### Highly Durable Transmission

Powershift transmission of forward 2 stages and reverse 2 stages provides fast travel speed and quiet travel under any heavy load condition, and enhances work efficiency. The clutch protection system prevents excessive use of inching as well as minimizes change-impact.



### Highly Durable Drive Axle

The strengthened drive axle separable from transmission ensures low vibration and easy maintenance. The wet disc type brake is applied for easy operation, smooth response and maintenance free.



### Boosting Type Brake Valve

The boosting type brake valve is applied for strong braking performance.



### Integrated Wheel Rim

The integrated wheel rim provides significantly increased service life.



### Fully Hydrostatic Power Steering

The hydraulic steering system always guarantees smooth and flexible steering, preventing over-run and kick-back.



## KUBOTA V3800

75.3PS/2,200rpm (gross)

31.6kgf · m /1,500rpm (gross)

The 4 cylinders turbo-charged engine is built for power, reliability and economy. This engine meets EPA Tier 4 Final and EU stage III B emission regulation.

High Pressure Common Rail Fuel System(HPCR)  
Upgraded HPCR System provides excellent start

#### Ability & Emission Control

- Combustion efficiency enhancement
- Low noise, Low vibration

#### Deisel Oxidation Catalyst(DOC)

- NO DPF



### Travel speed and gradeability

The strengthened drive axle separable from transmission ensures low vibration and easy maintenance. The wet disc type brake is applied for easy operation, smooth response and maintenance free.

#### Travel Speed (MAX)

| Model  | km / h |
|--------|--------|
| 35D-9F | 26.6   |
| 40D-9F | 25.7   |
| 45D-9F | 25.6   |

#### Gradeability (MAX)

| Model  | %    |
|--------|------|
| 35D-9F | 38.6 |
| 40D-9F | 34.6 |
| 45D-9F | 31.4 |

# Best Convenience & Optimized Ergonomics



The ergonomically designed cabin and the new style LCD color monitor provides full support and comfort to the operator.

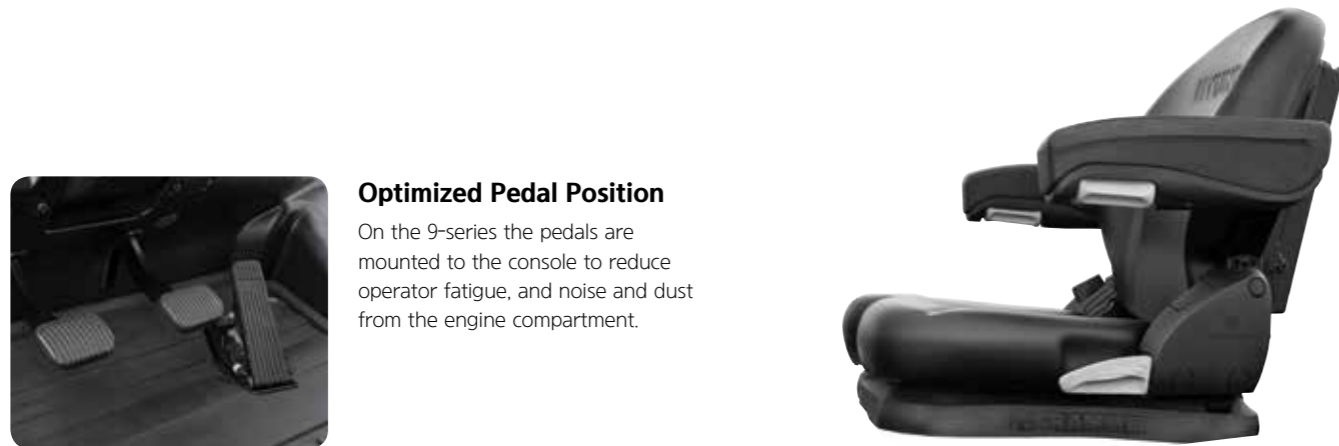
## 35/40/45D-9F 50DA-9F



Some of the photos may include optional equipment.

### Spacious Operator Cabin

The newly designed cabin provides wide visibility and spacious environment, ensuring all day comfort for the operator.



### Optimized Pedal Position

On the 9-series the pedals are mounted to the console to reduce operator fatigue, and noise and dust from the engine compartment.



### Adjustable Steering Wheel

To achieve a comfortable drive position, the angle of the steering column can easily be adjusted by a lever on the right-hand side of the steering column.

### Grammer Seat (STD)

An attractive and adjustable seat, based on a human engineering design, provides great comfort. And the angle of the armrest can be adjusted to reduce the fatigue of the driver.

- Applied the weight of the driver
- ELR type seat belt standard
- Heater and backrest extension (Option)



### Advanced LCD Monitor

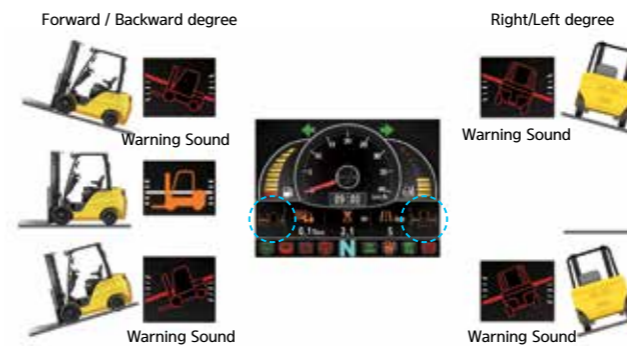
The 5.6 inch wide screen LCD color monitor allows the operator to control the machine with ease. The monitor features speed, travel direction, battery discharge indicator and hour meter.

F<sub>1</sub> ↔ F<sub>2</sub>

### Automatic Gear Box


Automatic transmission is speed controlled:

- During acceleration when the speed reaches 7 km/h second gear is selected .
- When decelerating shift down to first speed is done at 5 km/h.



### Truck Inclination Warning System

To improve the productivity and safety, the truck inclination warning system will monitor and indicate forward/backward, right/left degree of the forklift. The alarm alerts the operator when the forklift degree is over the ISO standard.



### Weight Indication System (Optional)

The optional load indicator displays the load weight on the monitor. The load sensor reduces the time to check loaded weight and the alarm alerts the driver when overloaded.

# Advanced Safety



The safely designed driver's space makes your operating more comfortable.

**35/40/45D-9F**  
**50DA-9F**



Some of the photos may include optional equipment.

## Excellent Visibility for Safe Operation

Optimized lift cylinder arrangement provides operator with wider visibility. The panoramic mirror expands the driver's view when backing up.



## Strong Overhead Guard

Exceeding ISO6055 and ANSI regulations, the overhead guard offers optimal protection combined with excellent all round visibility.



## Low Entrance Height

The low entrance height ensures easy and safe access for the operator.



## Fork Safety Features

When the forks are being lowered, a down-control valve maintains the controlled speed. The down-safety valve prevents forks from dropping down in case of sudden damage of hydraulic line.

## OPSS (Operator Presence Sensing System)

All mast and drive movements stop functioning when the operator is not in the seat.

- Lift Lock
- Tilt Lock
- Drive Lock

Some of the photos may include optional equipment.



## Safety Lamps & Rear Reflectors

Halogen headlights and rear LED combination lights offer the driver visibility in all circumstances. Rear reflectors mounted on the counterweight enhance safety for the driver and the application.

# Fast and Easy Maintenance

An ideal arrangement of components ensures easy access and convenience for maintenance.

## 35/40/45D-9F 50DA-9F



■ Some of the photos may include optional equipment.


### Large Engine Hood

Highly accessible engine compartment assures fast and efficient maintenance. The enlarged air cleaner(8") has extended service time of engine.



### Waterproof & Dustproof Cover

Newly developed Waterproof and Dustproof fuse box and relay box for ease of maintenance.



### Rear Tire & Under Cover (Optional)

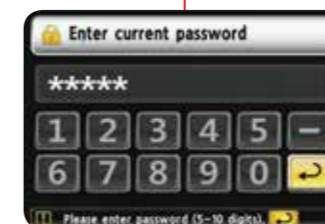
The rear tire cover with PE material is well-suited to prevent clogging of the radiator from foreign substances. The Under cover protect the engine and components from dusts caused by ground. It helps to lengthen components life.



■ Some of the photos may include optional equipment.



### Maintenance Management Display



### Password Starting System (Anti-theft system)



### Fuel Cover with Key System

# New 9 Series

# 35/40/45D-9F 50DA-9F

## Mast Specification (35D-9F)

| Mast Type                 | Maximum Fork Height | Overall Height (Lowered) |             | Free Lift Height   |                       | Tilt Angle |     | Load Capacity without side shift |             | Load Capacity with side shift |             | Truck Weight (Unloaded) |             |      |
|---------------------------|---------------------|--------------------------|-------------|--------------------|-----------------------|------------|-----|----------------------------------|-------------|-------------------------------|-------------|-------------------------|-------------|------|
|                           |                     | Single Tire              | Double Tire | With Load Backrest | Without Load Backrest | Fwd        | Bwd | Single Tire                      | Double Tire | Single Tire                   | Double Tire | Single Tire             | Double Tire |      |
|                           |                     |                          |             |                    |                       |            |     | 600 mm LC                        | 600 mm LC   | 600 mm LC                     | 600 mm LC   |                         |             |      |
|                           | mm                  | mm                       | mm          | mm                 | mm                    | deg        | deg | kg                               | kg          | kg                            | kg          | kg                      | kg          |      |
| 2-STAGE LIMITED FREE LIFT | V270                | 2720                     | 2085        | 2070               | 120                   | 120        | 8   | 10                               | 3500        | 3500                          | 3500        | 3500                    | 5864        | 6013 |
|                           | ※V300               | 3020                     | 2235        | 2220               | 120                   | 120        | 8   | 10                               | 3500        | 3500                          | 3500        | 3500                    | 5894        | 6043 |
|                           | V330                | 3320                     | 2385        | 2370               | 120                   | 120        | 8   | 10                               | 3500        | 3500                          | 3500        | 3500                    | 5932        | 6081 |
|                           | V350                | 3520                     | 2535        | 2520               | 120                   | 120        | 8   | 10                               | 3500        | 3500                          | 3500        | 3500                    | 5955        | 6104 |
|                           | V370                | 3720                     | 2635        | 2620               | 120                   | 120        | 8   | 10                               | 3500        | 3500                          | 3500        | 3500                    | 5975        | 6124 |
|                           | V400                | 4020                     | 2845        | 2830               | 120                   | 120        | 8   | 10                               | 3500        | 3500                          | 3400        | 3450                    | 6017        | 6166 |
|                           | V430                | 4320                     | 2995        | 2980               | 120                   | 120        | 8   | 10                               | 3500        | 3500                          | 3350        | 3400                    | 6047        | 6196 |
|                           | V450                | 4520                     | 3095        | 3080               | 120                   | 120        | 8   | 6                                | 3500        | 3500                          | 3300        | 3350                    | 6130        | 6279 |
| 2-STAGE FULL FREE LIFT    | V500                | 5020                     | 3345        | 3330               | 120                   | 120        | 8   | 6                                | 3400        | 3500                          | 3200        | 3250                    | 6181        | 6330 |
|                           | VF280               | 2805                     | 2135        | 2120               | 931                   | 1258       | 8   | 8                                | 3500        | 3500                          | 3500        | 3500                    | 5922        | 6073 |
|                           | VF300               | 3005                     | 2235        | 2220               | 1031                  | 1358       | 8   | 8                                | 3500        | 3500                          | 3500        | 3500                    | 5948        | 6099 |
|                           | VF315               | 3155                     | 2325        | 2310               | 1121                  | 1448       | 8   | 8                                | 3500        | 3500                          | 3500        | 3500                    | 5967        | 6119 |
| 3-STAGE FULL FREE LIFT    | TF/TS370            | 3730                     | 2035        | 2020               | 822                   | 1149       | 8   | 8                                | 3500        | 3500                          | 3350        | 3450                    | 6108        | 6257 |
|                           | TF/TS400            | 4030                     | 2135        | 2120               | 922                   | 1249       | 8   | 8                                | 3500        | 3500                          | 3300        | 3400                    | 6138        | 6287 |
|                           | TF/TS430            | 4330                     | 2235        | 2220               | 1022                  | 1349       | 8   | 8                                | 3500        | 3500                          | 3250        | 3350                    | 6196        | 6318 |
|                           | TF/TS450            | 4510                     | 2295        | 2280               | 1082                  | 1409       | 8   | 8                                | 3500        | 3500                          | 3200        | 3300                    | 6188        | 6337 |
|                           | TF/TS470            | 4720                     | 2385        | 2370               | 1172                  | 1499       | 8   | 8                                | 3400        | 3500                          | 3150        | 3250                    | 6224        | 6373 |
|                           | TF/TS500            | 5020                     | 2485        | 2470               | 1272                  | 1599       | 8   | 6                                | 3300        | 3400                          | 3100        | 3200                    | 6247        | 6396 |
|                           | TF/TS550            | 5520                     | 2665        | 2650               | 1452                  | 1779       | 8   | 6                                | 3200        | 3300                          | 2850        | 3100                    | 6309        | 6458 |
|                           | TF/TS600            | 6030                     | 2845        | 2830               | 1632                  | 1959       | 8   | 6                                | 3100        | 3200                          | 2450        | 3000                    | 6347        | 6523 |
| TF/TS650                  | 6540                | 3025                     | 3010        | 1812               | 2139                  | 8          | 6   | 3000                             | 3000        | 2350                          | 2900        | 6461                    | 6610        |      |

## Mast Specification (45D-9F)

| Mast Type                 | Maximum Fork Height | Overall Height (Lowered) |             | Free Lift Height   |                       | Tilt Angle |     | Load Capacity without side shift |             | Load Capacity with side shift |             | Truck Weight (Unloaded) |             |      |
|---------------------------|---------------------|--------------------------|-------------|--------------------|-----------------------|------------|-----|----------------------------------|-------------|-------------------------------|-------------|-------------------------|-------------|------|
|                           |                     | Single Tire              | Double Tire | With Load Backrest | Without Load Backrest | Fwd        | Bwd | Single Tire                      | Double Tire | Single Tire                   | Double Tire | Single Tire             | Double Tire |      |
|                           |                     |                          |             |                    |                       |            |     | 600 mm LC                        | 600 mm LC   | 600 mm LC                     | 600 mm LC   |                         |             |      |
|                           | mm                  | mm                       | mm          | mm                 | mm                    | deg        | deg | kg                               | kg          | kg                            | kg          | kg                      | kg          |      |
| 2-STAGE LIMITED FREE LIFT | V270                | 2720                     | 2085        | 2070               | 120                   | 120        | 8   | 10                               | 4500        | 4500                          | 4500        | 4500                    | 6702        | 6864 |
|                           | ※V300               | 3020                     | 2235        | 2220               | 120                   | 120        | 8   | 10                               | 4500        | 4500                          | 4500        | 4500                    | 6732        | 6894 |
|                           | V330                | 3320                     | 2385        | 2370               | 120                   | 120        | 8   | 10                               | 4500        | 4500                          | 4500        | 4500                    | 6770        | 6932 |
|                           | V350                | 3520                     | 2535        | 2520               | 120                   | 120        | 8   | 10                               | 4500        | 4500                          | 4500        | 4500                    | 6793        | 6955 |
|                           | V370                | 3720                     | 2635        | 2620               | 120                   | 120        | 8   | 10                               | 4500        | 4500                          | 4400        | 4400                    | 6813        | 6975 |
|                           | V400                | 4020                     | 2845        | 2830               | 120                   | 120        | 8   | 10                               | 4500        | 4500                          | 4350        | 4350                    | 6855        | 7017 |
|                           | V430                | 4320                     | 2945        | 2980               | 120                   | 120        | 8   | 10                               | 4500        | 4500                          | 4300        | 4300                    | 6885        | 7047 |
|                           | V450                | 4520                     | 3095        | 3080               | 120                   | 120        | 8   | 6                                | 4500        | 4500                          | 4200        | 4200                    | 6968        | 7130 |
| 2-STAGE FULL FREE LIFT    | V500                | 5020                     | 3345        | 3330               | 120                   | 120        | 8   | 6                                | 4400        | 4400                          | 4050        | 4050                    | 7019        | 7181 |
|                           | VF280               | 2805                     | 2135        | 2120               | 853                   | 1442       | 8   | 8                                | 4500        | 4500                          | 4500        | 4500                    | 6739        | 6875 |
|                           | VF300               | 3005                     | 2235        | 2220               | 953                   | 1542       | 8   | 8                                | 4500        | 4500                          | 4500        | 4500                    | 6765        | 6901 |
|                           | VF315               | 3155                     | 2325        | 2310               | 1043                  | 1602       | 8   | 8                                | 4500        | 4500                          | 4500        | 4500                    | 6784        | 6920 |
| 3-STAGE FULL FREE LIFT    | TF/TS370            | 3730                     | 2035        | 2020               | 796                   | 1114       | 8   | 8                                | 4500        | 4500                          | 4350        | 4350                    | 6931        | 7067 |
|                           | TF/TS400            | 4030                     | 2135        | 2120               | 896                   | 1214       | 8   | 8                                | 4500        | 4500                          | 4300        | 4300                    | 6961        | 7097 |
|                           | TF/TS430            | 4330                     | 2235        | 2220               | 996                   | 1314       | 8   | 8                                | 4500        | 4500                          | 4200        | 4200                    | 6992        | 7128 |
|                           | TF/TS450            | 4510                     | 2295        | 2280               | 1056                  | 1374       | 8   | 8                                | 4500        | 4500                          | 4150        | 4150                    | 7011        | 7147 |
|                           | TF/TS470            | 4720                     | 2385        | 2370               | 1145                  | 1484       | 8   | 8                                | 4400        | 4400                          | 4100        | 4100                    | 7047        | 7183 |
|                           | TF/TS500            | 5020                     | 2485        | 2470               | 1246                  | 1564       | 8   | 6                                | 4300        | 4300                          | 4000        | 4000                    | 7070        | 7206 |
|                           | TF/TS550            | 5520                     | 2665        | 2650               | 1426                  | 1744       | 8   | 6                                | 4200        | 4200                          | 3850        | 3850                    | 7132        | 7268 |
|                           | TF/TS600            | 6030                     | 2845        | 2830               | 1606                  | 1924       | 8   | 6                                | 4000        | 4000                          | 3250        | 3750                    | 7197        | 7333 |
| TF/TS650                  | 6540                | 3025                     | 3010        | 1786               | 2104                  | 8          | 6   | 3900                             | 3900        | 3150                          | 3650        | 7284                    | 7420        |      |

## Mast Specification (40D-9F)

| Mast Type                 | Maximum Fork Height | Overall Height (Lowered) |             | Free Lift Height   |                       | Tilt Angle |     | Load Capacity without side shift |             | Load Capacity with side shift |             | Truck Weight (Unloaded) |             |      |
|---------------------------|---------------------|--------------------------|-------------|--------------------|-----------------------|------------|-----|----------------------------------|-------------|-------------------------------|-------------|-------------------------|-------------|------|
|                           |                     | Single Tire              | Double Tire | With Load Backrest | Without Load Backrest | Fwd        | Bwd | Single Tire                      | Double Tire | Single Tire                   | Double Tire | Single Tire             | Double Tire |      |
|                           |                     |                          |             |                    |                       |            |     | 600 mm LC                        | 600 mm LC   | 600 mm LC                     | 600 mm LC   |                         |             |      |
|                           | mm                  | mm                       | mm          | mm                 | mm                    | deg        | deg | kg                               | kg          | kg                            | kg          | kg                      | kg          |      |
| 2-STAGE LIMITED FREE LIFT | V270                | 2720                     | 2085        | 2070               | 120                   | 120        | 8   | 10                               | 4000        | 4000                          | 4000        | 4000                    | 6292        | 6408 |
|                           | ※V300               | 3020                     | 2235        | 2220               | 120                   | 120        | 8   | 10                               | 4000        | 4000                          | 4000        | 4000                    | 6322        | 6438 |
|                           | V330                | 3320                     | 2385        | 2370               | 120                   | 120        | 8   | 10                               | 4000        | 4000                          | 4000        | 4000                    | 6360        | 6476 |
|                           | V350                | 3520                     | 2535        | 2520               | 120                   | 120        | 8   | 10                               | 4000        | 4000                          | 4000        | 4000                    | 6383        | 6499 |
|                           | V370                | 3720                     | 2635        | 2620               | 120                   | 120        | 8   | 10                               | 4000        | 4000                          | 3950        | 3950                    | 6403        | 6519 |
|                           | V400                | 4020                     | 2845        | 2830               | 120                   | 120        | 8   | 10                               | 4000        | 4000                          | 3900        | 3900                    | 6446        | 6562 |
|                           | V430                | 4320                     | 2995        | 2980               | 120                   | 120        | 8   | 10                               | 4000        | 4000                          | 3850        | 3850                    | 6475        | 6591 |
|                           | V450                | 4520                     | 3095        | 3080               | 120                   | 120        | 8   | 6                                | 4000        | 4000                          | 3800        | 3800                    | 6558        | 6674 |
| 2-STAGE FULL FREE LIFT    | V500                | 5020                     | 3345        | 3330               | 120                   | 120        | 8   | 6                                | 3900        | 4000                          | 3700        | 3700                    | 6609        | 6725 |
|                           | VF280               | 2805                     | 2135        | 2120               | 916                   | 1243       | 8   | 8                                | 4000        | 4000                          | 4000        | 4000                    | 6350        | 6446 |
|                           | VF300               | 3005                     | 2235        | 2220               | 1016                  | 1343       | 8   | 8                                | 4000        | 4000                          | 4000        | 4000                    | 6376        | 6472 |
|                           | VF315               | 3155                     | 2325        | 2310               | 1106                  | 1433       | 8   | 8                                | 4000        | 4000                          | 4000        | 4000                    | 6395        | 6491 |
| 3-STAGE FULL FREE LIFT    | TF/TS370            | 3730                     | 2035        | 2020               | 807                   | 1134       | 8   | 8                                | 4000        | 4000                          | 3900        | 3950                    | 6536        | 6595 |
|                           | TF/TS400            | 4030                     | 2135        | 2120               | 907                   | 1234       | 8   | 8                                | 4000        | 4000                          | 3850        | 3850                    | 6566        | 6625 |
|                           | TF/TS430            | 4330                     | 2235        | 2220               | 1007                  | 1334       | 8   | 8                                | 4000        | 4000                          | 3800        | 3800                    | 6597        | 6656 |
|                           | TF/TS450            | 4510                     | 2295        | 2280               | 1067                  | 1394       | 8   | 8                                | 4000        | 4000                          | 3800        | 3800                    | 6616        | 6675 |
|                           | TF/TS470            | 4720                     | 2385        | 2370               | 1157                  | 1484       | 8   | 8                                | 4000        | 4000                          | 3700        | 3750                    | 6653        | 6711 |
|                           | TF/TS500            | 5020                     | 2485        | 2470               | 1257                  | 1584       | 8   | 6                                | 3900        | 3900                          | 3600        | 3650                    | 6676        | 6734 |
|                           | TF/TS550            | 5520                     | 2665        | 2650               | 1437                  | 1764       | 8   | 6                                | 3700        | 3800                          | 3350        | 3500                    | 6737        | 6796 |
|                           | TF/TS600            | 6030                     | 2845        | 2830               | 1617                  | 1944       | 8   | 6                                | 3600        | 3600                          | 2950        | 3400                    | 6803        | 6861 |
| TF/TS650                  | 6540                | 3025                     | 3010        | 1797               | 2124                  | 8          | 6   | 3500                             | 3500        | 2850                          | 3300        | 6889                    | 6948        |      |

## Mast Specification (50DA-9F)

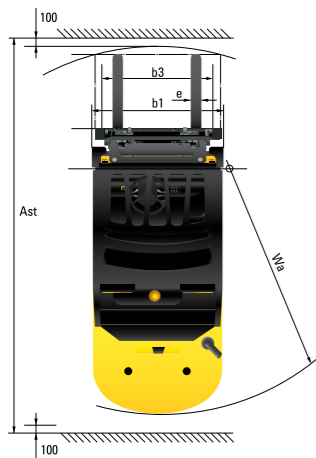
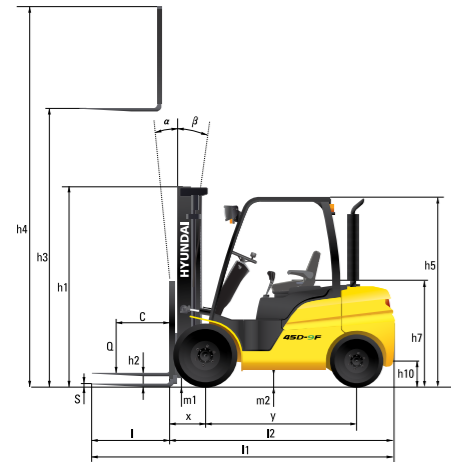
| Mast Type                 | Maximum Fork Height | Overall Height (Lowered) |             | Free Lift Height   |                       | Tilt Angle |     | Load Capacity without side shift |             | Load Capacity with side shift |             | Truck Weight (Unloaded) |             |      |
|---------------------------|---------------------|--------------------------|-------------|--------------------|-----------------------|------------|-----|----------------------------------|-------------|-------------------------------|-------------|-------------------------|-------------|------|
|                           |                     | Single Tire              | Double Tire | With Load Backrest | Without Load Backrest | Fwd        | Bwd | Single Tire                      | Double Tire | Single Tire                   | Double Tire | Single Tire             | Double Tire |      |
|                           |                     |                          |             |                    |                       |            |     | 600 mm LC                        | 600 mm LC   | 600 mm LC                     | 600 mm LC   |                         |             |      |
|                           | mm                  | mm                       | mm          | mm                 | mm                    | deg        | deg | kg                               | kg          | kg                            | kg          | kg                      | kg          |      |
| 2-STAGE LIMITED FREE LIFT | V260                | 2630                     | 2085        | 2070               | 120                   | 120        | 8   | 10                               | 5000        | 5000                          | 5000        | 5000                    | 7152        | 7273 |
|                           | ※V290               | 2930                     | 2235        | 2220               | 120                   | 120        | 8   | 10                               | 5000        | 5000                          | 5000        | 5000                    | 7177        | 7298 |
|                           | V320                | 3230                     | 2385        | 2370               | 120                   | 120        | 8   | 10                               | 5000        | 5000                          | 5000        | 5000                    | 7202        | 7323 |
|                           | V340                | 3430                     | 2535        | 2520               | 120                   | 120        | 8   | 10                               | 5000        | 5000                          | 4950        | 4950                    | 7227        | 7348 |
|                           | V360                | 3630                     | 2635        | 2620               | 120                   | 120        | 8   | 10                               | 5000        | 5000                          | 4900        | 4900                    | 7243        | 7364 |
|                           | V390                | 3930                     | 2845        | 2830               | 120                   | 120        | 8   | 10                               | 5000        | 5000                          | 4800        | 4800                    | 7279        | 7400 |
|                           | V440                | 4430                     | 3095        | 3080               | 120                   | 120        | 8   | 6                                | 4900        | 5000                          | 4650        | 4650                    | 7382        | 7503 |
|                           | V490                | 4930                     | 3345        | 3330               | 120                   | 120        | 8   | 6                                | 4800        | 4900                          | 4500        | 4500                    | 7424        | 7545 |
| 2-STAGE FULL FREE LIFT    | VF270               | 2702                     | 2135        | 2120               | 905                   | 1223       | 8   | 8                                | 5000        | 5000                          | 4700        | 4750                    | 7117        |      |

# New 9 Series

# 35/40/45D-9F 50DA-9F

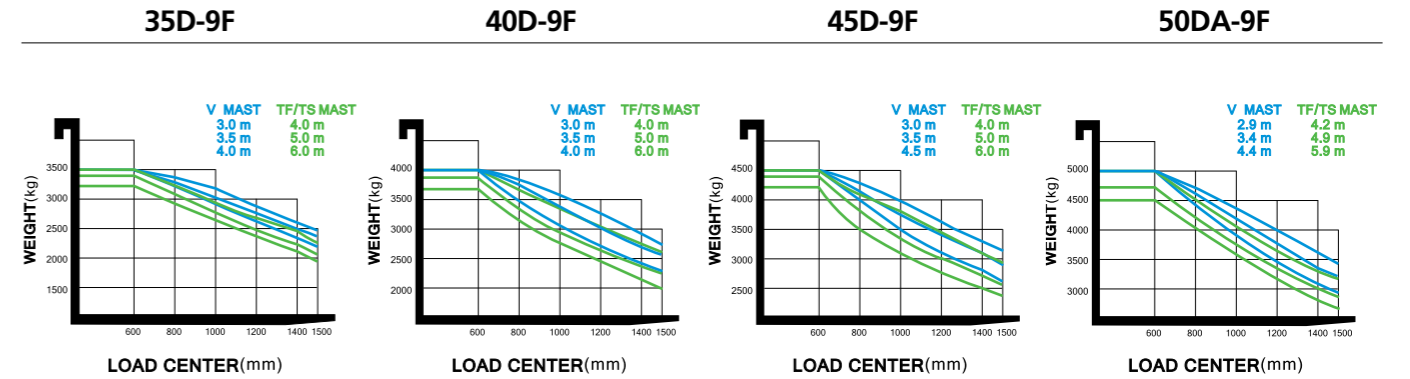
## Dimension

## Specification

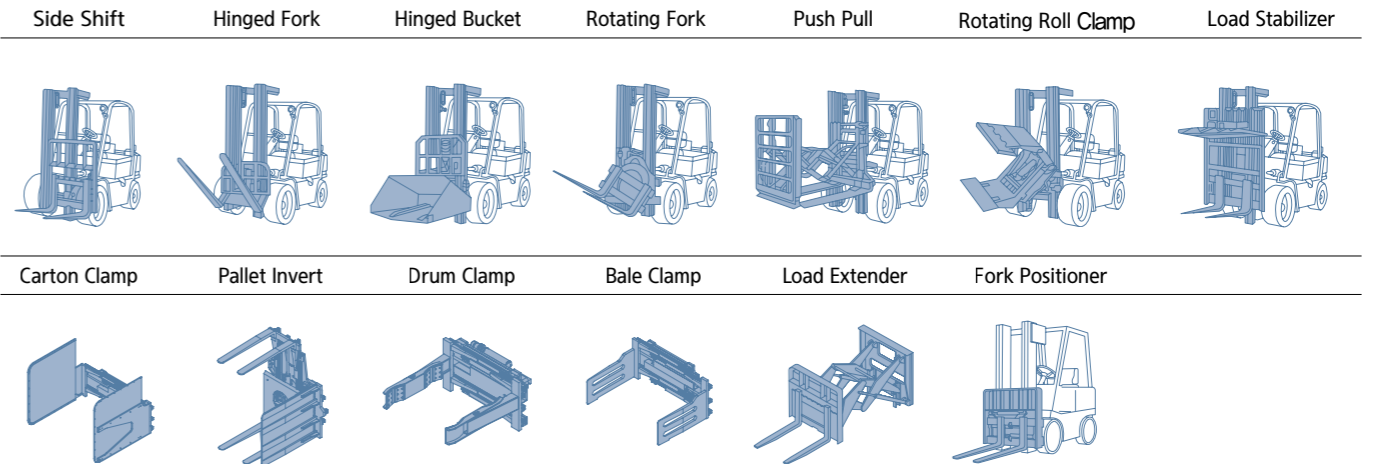


| Identification   |  |                               |                 |                 |                 |
|------------------|--|-------------------------------|-----------------|-----------------|-----------------|
| 1.1              | Manufacturer   | Hyundai                       | Hyundai         | Hyundai         | Hyundai         |
| 1.2              | Manufacturer's model designation                               | 35D-9F                        | 40D-9F          | 45D-9F          | 50DA-9F         |
| 1.3              | Drive: electric (battery or mains),diesel, petrol, fuel gas    | Diesel                        | Diesel          | Diesel          | Diesel          |
| 1.4              | Type of operation:hand,pedestrian,standing,seated,order-picker | seated                        | seated          | seated          | Seated          |
| 1.5              | Load capacity / Rated load                                     | kg 3,500                      | 4,000           | 4,500           | 5,000           |
| 1.6              | Load center distance   | c mm 600                      | 600             | 600             | 600             |
| 1.8              | Load distance, center of drive axle to fork                    | x mm 561                      | 561             | 561             | 576             |
| 1.9              | Wheelbase  | y mm 2,000                    | 2,000           | 2,000           | 2,000           |
| Weights          |  |                               |                 |                 |                 |
| 2.1              | Service weight   | kg 5,894                      | 6,438           | 6,894           | 7,298           |
| 2.2              | Axle loading, loaded front / rear                              | kg 8,202/1,192                | 9,109/1,329     | 9,869/1,525     | 10,686/1,612    |
| 2.3              | Axle loading, unloaded front / rear                            | kg 2,672/3,322                | 2,789/3,649     | 2,759/4,135     | 2,785/4,513     |
| Wheels, Chassis  |  |                               |                 |                 |                 |
| 3.1              | Tires : Pneumatic(P), Solid(S), Non-marking(N)                 | P                             | P               | P               | P               |
| 3.2              | Tires size, front  | 8.25-15-14PR                  | 7.50-16-12PR    | 7.50-16-12PR    | 7.50-16-12PR    |
| 3.3              | Tires size, rear   | 7.00-12-12PR                  | 7.00-12-14 PR   | 7.00-12-14PR    | 7.00-12-14PR    |
| 3.5              | Number of wheels front / rear (x=driven wheels)                | 2 x 2                         | 4 x 2           | 4 x 2           | 4 x 2           |
| 3.6              | Track width, front   | mm 1,132                      | 1,282           | 1,282           | 1,282           |
| 3.7              | Track width, rear  | mm 1,140                      | 1,140           | 1,140           | 1,140           |
| Basic Dimensions |  |                               |                 |                 |                 |
| 4.1              | Mast / fork carriage tilt forward / backward (α / β )          | degrees 8 / 10                | 8 / 10          | 8 / 10          | 8 / 10          |
| 4.2              | Lowered mast height  | h1 (mm) 2,235                 | 2,220           | 2,220           | 2,220           |
| 4.3              | Free lift  | h2 (mm) 120                   | 120             | 120             | 120             |
| 4.4              | Lift height  | h3 (mm) 3,020                 | 3,020           | 3,020           | 2,930           |
| 4.5              | Extended mast height   | h4 (mm) 4,234                 | 4,234           | 4,234           | 4,147           |
| 4.7              | Overhead guard height (cabin)                                  | h5 (mm) 2,220 (2,360)         | 2,210 (2,350)   | 2,210 (2,350)   | 2,210 (2,350)   |
| 4.8              | Seat height / standing height                                  | h7 (mm) 1,215                 | 1,205           | 1,205           | 1,180           |
| 4.12             | Coupling height  | h10 (mm) 351                  | 364             | 364             | 351             |
| 4.19             | Overall length   | l1 (mm) 4,180                 | 4,295           | 4,484           | 4,500           |
| 4.20             | Length to face of forks  | l2 (mm) 3,110                 | 3,225           | 3,264           | 3,300           |
| 4.21             | Overall width  | b1 (mm) 1,370                 | 1,740           | 1,740           | 1,740           |
| 4.22             | Fork dimensions(hook type)                                     | l / e / s (mm) 1,070x122x50   | 1,070x150x50    | 1,220x150x50    | 1,200x150x60    |
| 4.23             | Fork carriage ISO 2328, class / type A,B                       | III / A                       | III / A         | IV / A          | N / A           |
| 4.24             | Fork-carriage width  | b3 (mm) 1,300                 | 1,600           | 1,600           | 1,600           |
| 4.31             | Ground clearance, loaded, under mast                           | m1 (mm) 170                   | 155             | 155             | 155             |
| 4.32             | Ground clearance, centre of wheelbase                          | m2 (mm) 215                   | 205             | 205             | 182             |
| 4.33             | Aisle width for pallets 1,000x1,200 crossways (LxW)            | Ast (mm) 4,628                | 4,677           | 4,725           | 4,785           |
| 4.34             | Aisle width for pallets 800x1,200 lengthways (WxL)             | Ast (mm) 4,828                | 4,877           | 4,925           | 4,985           |
| 4.35             | Turning radius   | Wa (mm) 2,868                 | 2,915           | 2,965           | 3,010           |
| 4.36             | Smallest pivot point distance                                  | 1,009                         | 1,009           | 1,009           | 1,009           |
| Performance Data |  |                               |                 |                 |                 |
| 5.1              | Travel speed, unloaded   | km/h 26.6                     | 25.7            | 25.6            | 25.6            |
| 5.2              | Lift speed, loaded/ unloaded                                   | mm/s 500 / 540                | 480 / 540       | 480 / 540       | 410 / 460       |
| 5.3              | Lowering speed, loaded/unloaded                                | mm/s 500 / 500                | 500 / 500       | 500 / 500       | 500 / 500       |
| 5.5              | Drawbar pull, loaded   | kg 3,767                      | 3,798           | 3,800           | 3,807           |
| 5.7              | Gradient performance, loaded                                   | % 38.6                        | 34.6            | 31.4            | 28.9            |
| 5.9              | Acceleration time, loaded/ unloaded(10m)                       | sec -                         | -               | -               | -               |
| 5.10             | Service brake  | FOOT                          | FOOT            | FOOT            | FOOT            |
| Engine           |  |                               |                 |                 |                 |
| 6.1              | Engine manufacturer / type                                     | Kubota V3800                  | Kubota V3800    | Kubota V3800    | Kubota V3800    |
| 6.2              | Engine power acc. to ISO 1585                                  | ps/rpm 75.3 / 2,200           | 75.3 / 2,200    | 75.3 / 2,200    | 75.3 / 2,200    |
| 6.3              | Maximum Torque   | kgf·m/rpm 31.6 / 1,600        | 31.6 / 1,600    | 31.6 / 1,600    | 31.6 / 1,600    |
| 6.4              | No. of cylinder / cubic capacity                               | EA/cc 4 / 3,769               | 4 / 3,769       | 4 / 3,769       | 4 / 3,769       |
| 6.5              | Fuel consumption acc. To VDI cycle                             | ℓ / h 5.3                     | 5.4             | 5.5             | 5.6             |
| Other Details    |  |                               |                 |                 |                 |
| 8.1              | Type of drive control  | Power shift 2/2               | Power shift 2/2 | Power shift 2/2 | Power shift 2/2 |
| 8.2              | Operating pressure, system / attach                            | kgf/cm <sup>2</sup> 210 / 150 | 210 / 150       | 210 / 150       | 210 / 150       |
| 8.3              | Oil volume for attachment                                      | ℓ /min 100                    | 100             | 100             | 100             |

## Load Capacity



## Various Attachments



## Optional Items

- **Fork(mm)**  
35D-9F : 1070(STD), 1220, 1370, 1520, 1670, 1820, 1970, 2120, 2400  
40/45D-9F : 1070, 1220(STD), 1370, 1520, 1670, 1820, 1970, 2200, 2400  
50DA-9F : 1200(STD), 1350, 1500, 1800, 2000, 2400
- **Overshoe(mm)**  
35D-9F : 1600, 1800, 2,000  
40/45D : 1800, 2000, 2200  
50DA-9F : 1800, 2000, 2200, 2300
- **Integral Sideshift, Fork positioner, Sideshift**
- **Integral Sideshift with Fork positioner**
- **Tire : Solid(superelastic) / Non-marking /**  
Front single / double tire
- **M.C.V : 3-Spool, 4-Spool, 5-Spool**
- **Seat : Armrest, Heat, Backrest Ext, Buckle SW**
- **Weight Indicator**
- **Auto Fork Leveling System**
- **Rear View Camera**
- **Cabin (Heater & Air Conditioner), (Heater)**
- **Hydraulic Pump Temperature / Pressure Monitor**
- **Beacon Lamp (LED) (Amber, Red, Blue)**
- **Rear Work Lamp or LED Rear work lamp - Blue Spot**
- **F-N-R & Horn Knob switch**
- **Rear Horn**
- **LED Work Lamp**
- **Overhead guard(high:2340mm)**
- **OPS(Travel, Travel & Mast)**
- **Accumulator**
- **Under Cover**